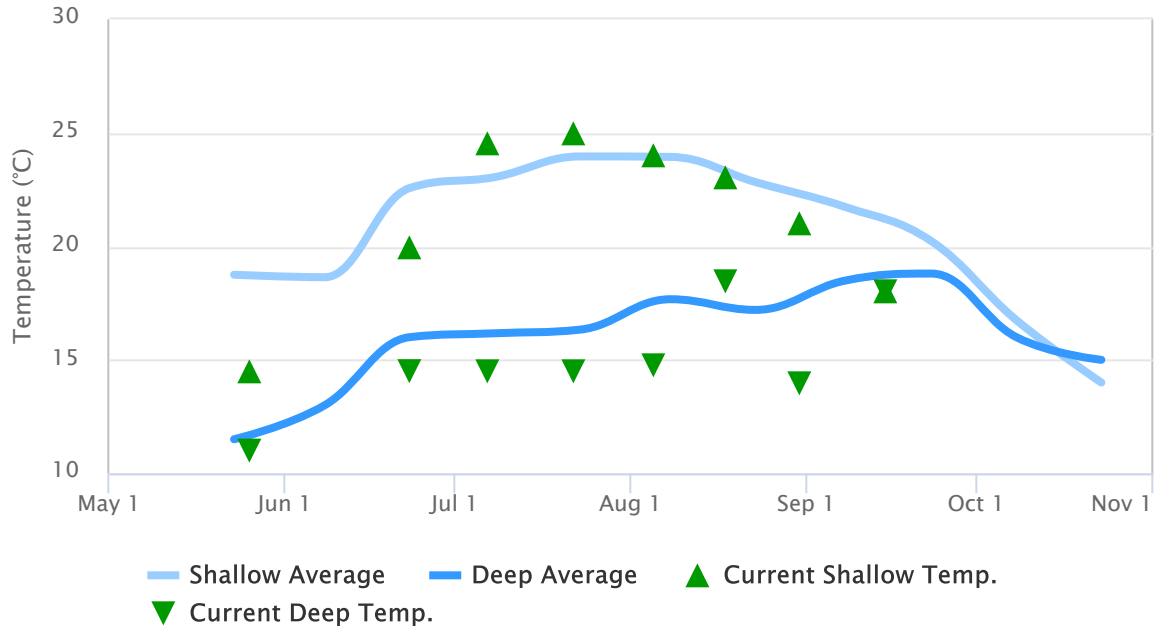


# Eagle Lake – Water Temperature

Comparing 2019 with Prior Averages



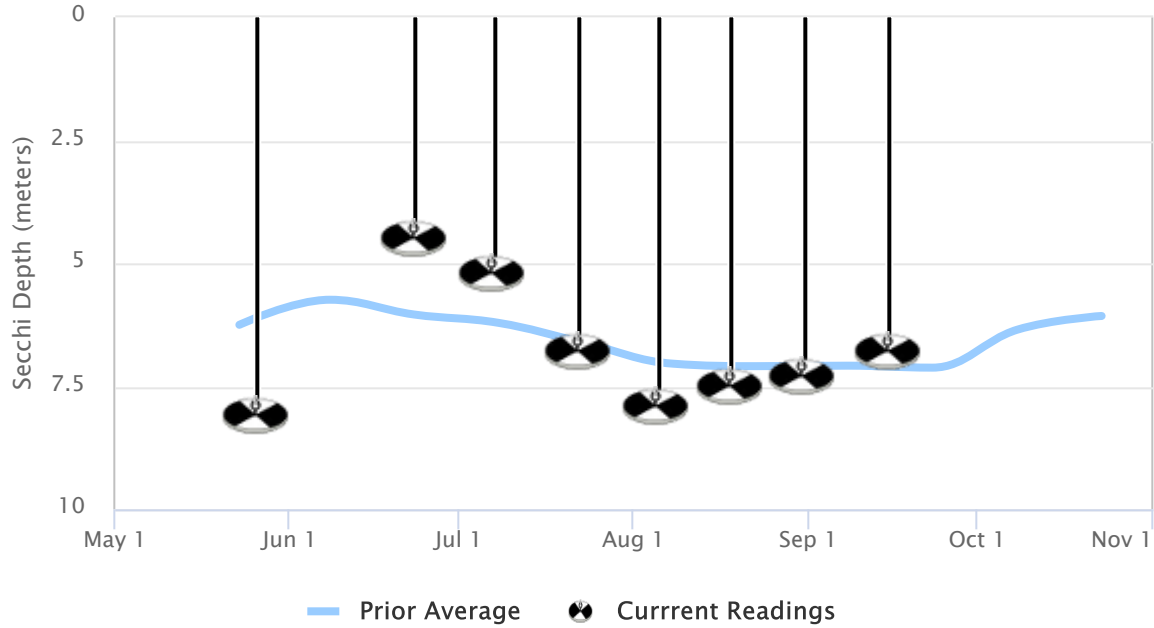
Highcharts.com

The latest shallow water temperature reading is the lowest recorded for the period September 1 to 15. This year's shallow water temperature readings are tending to be lower than normal when compared to the average of readings collected from 2000 to 2018.

The latest deep water temperature reading is around the average of prior year readings for the period September 1 to 15. This year's deep water temperature readings are tending to be lower than normal when compared to the average of readings collected from 2013 to 2018.

# Eagle Lake – Water Clarity – Secchi Readings

Comparing 2019 with Prior Averages

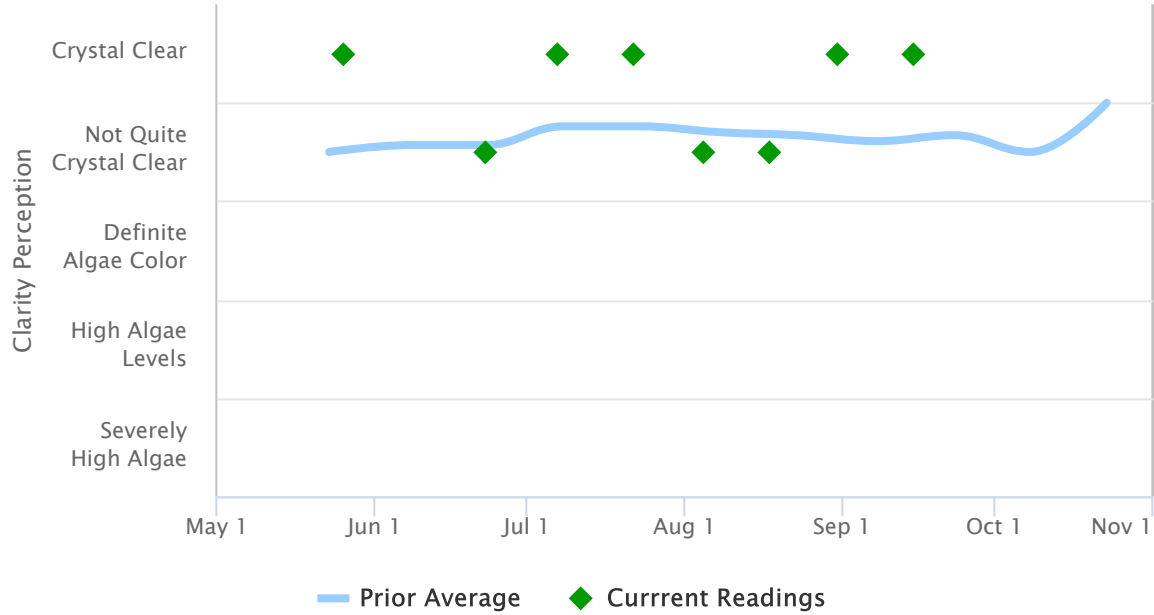


Highcharts.com

The latest Secchi disk reading is around the same as the average of prior year readings for the period September 1 to 15. This year's Secchi disk readings are tending to be worse than normal when compared to the average of readings collected from 2000 to 2018.

# Eagle Lake – Lake Perception – Clarity

Comparing 2019 with Prior Averages

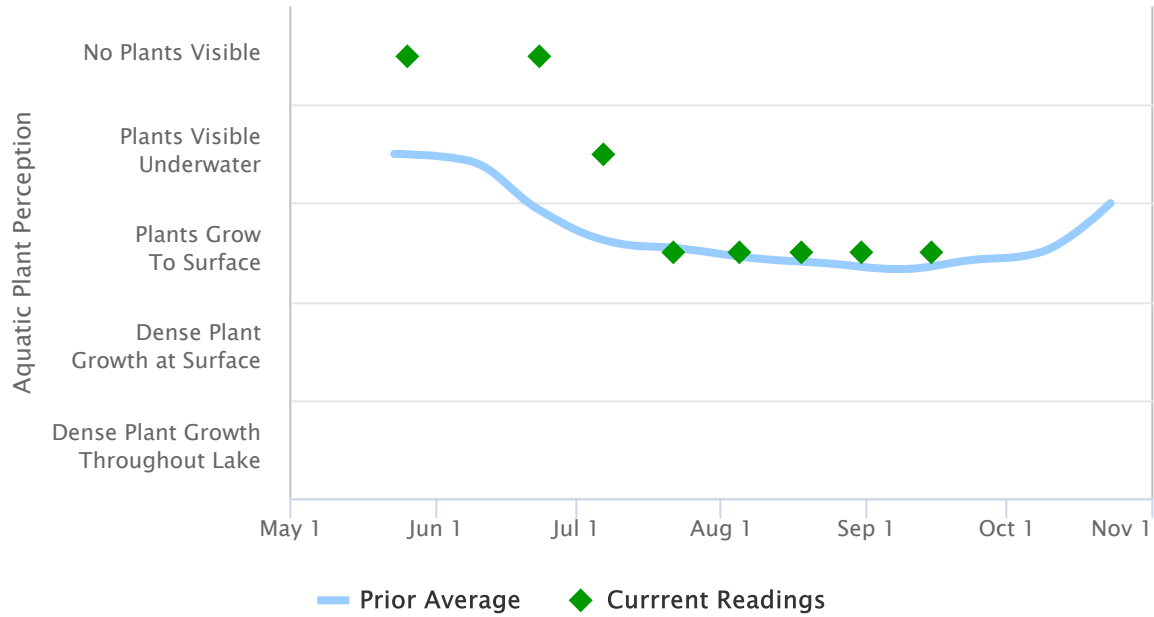


Highcharts.com

The latest water clarity perception is more favorable than the average prior year readings for the period September 1 to 15. This year's water clarity perceptions are tending to be higher than normal when compared to the average of readings collected from 2000 to 2018.

# Eagle Lake – Lake Perception – Plants

Comparing 2019 with Prior Averages

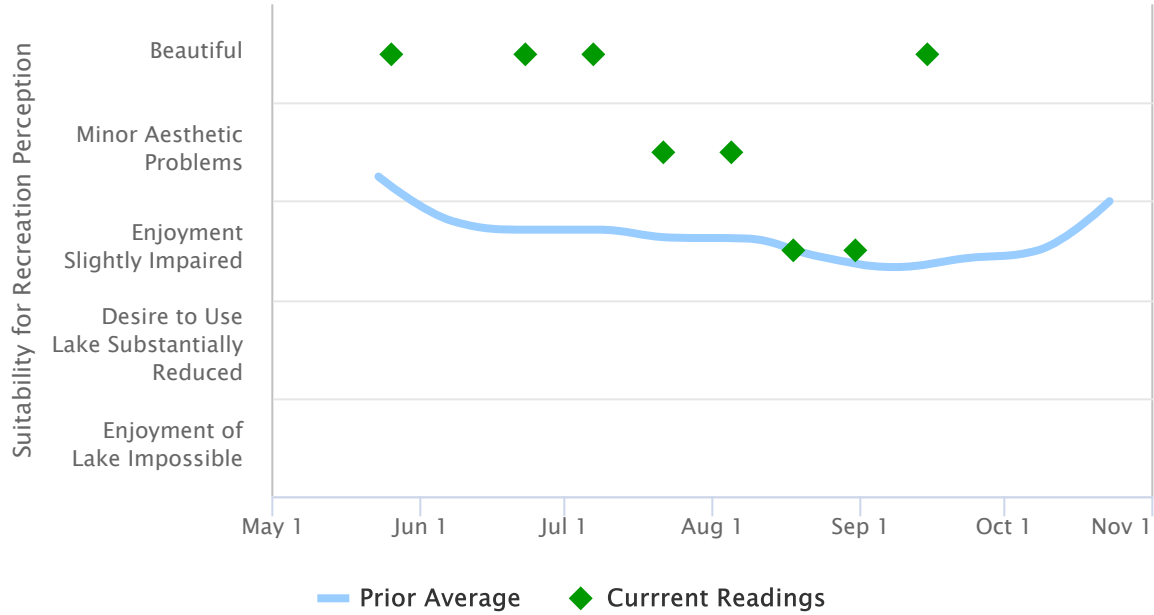


Highcharts.com

The latest aquatic plant perception is around the average of prior year readings for the period September 1 to 15. This year's aquatic plant perceptions are tending to be higher than normal when compared to the average of readings collected from 2000 to 2018.

# Eagle Lake – Lake Perception – Recreation

Comparing 2019 with Prior Averages



Highcharts.com

The latest recreational use perception is more favorable than the average prior year readings for the period September 1 to 15. This year's recreational use perceptions are tending to be higher than normal when compared to the average of readings collected from 2000 to 2018.